



Division of Disability and
Rehabilitative Services

BDDS



Holly Wimsatt, Director

Community Integrations & Habilitation (CIH) and Family Supports Waiver (FSW) Enrollment

NUMBERS ENROLLED ON DDRS/BDDS WAIVERS

- 9,638 CIH Waiver Enrollees in 2022
- 24,135 FSW Enrollees in 2022

Data source: Medicaid system (OPA reports)

NUMBER RECEIVING SERVICES DURING A MONTH IN TIME – March 2023

- 9,273 CIH Waiver Enrollees Receiving Services – Increase of 23 from February 2023
- 23,455 FSW Enrollees Receiving Services – Increase of 124 from February 2023

Data source: Medicaid system (OPA reports)

INCREASE IN CIH APPLICATIONS RECEIVED AND REVIEWED

- In 2021, 731 CIH applications
- In 2022, 805 CIH applications

Data source: CIH Tracking Spreadsheet and BDDS Portal

Applications for Emergency Placement – Total Priority CIH Waiver as of 5/3/2023

Quarter	# of Applications	# of Apps withdrawn	# of Applications in Pending	# of Applications with Decision Rendered	# of Applications Approved	Percentage of Reviewed Applications Approved
2023 Q2	45	0	45	0	NA	NA
2023 Q1	128	0	97	31	26	84.38%
2022 Q4	124	1	13	110	65	59.09%
2022 Q3	145	0	9	136	63	46.32%
2022 Q2	139	0	1	138	52	37.68%
2022 Q1	148	0	1	147	57	38.80%

Data source: CIH Tracking Sheet and BDDS Portal

Applications for Emergency Placement – by Priority Category as of 5/3/2023

ANE

Quarter	# of Applications	# Apps withdrawn	# of Apps Pending	# of Apps with Decision Rendered	# of Apps Approved	%age of Reviewed Apps Approved
2023 Q2	1	0	1	0	NA	NA
2023 Q1	3	0	0	3	3	100%
2022 Q4	2	0	0	2	2	100%
2022 Q3	5	0	0	5	5	100%
2022 Q2	2	0	0	2	2	100%
2022 Q1	9	0	0	9	9	100%

H&S

Quarter	# of Applications	# Apps withdrawn	# of Apps Pending	# of Apps with Decision Rendered	# of Apps Approved	%age of Reviewed Apps Approved
2023 Q2	40	0	40	0	NA	NA
2023 Q1	103	0	89	14	9	64.29%
2022 Q4	96	0	13	83	38	46.90%
2022 Q3	114	0	8	106	33	31.13%
2022 Q2	114	0	1	113	27	23.89%
2022 Q1	104	0	1	103	13	12.60%

Caregiver Over 80

Quarter	# of Applications	# Apps withdrawn	# of Apps Pending	# of Apps with Decision Rendered	# of Apps Approved	%age of Reviewed Apps Approved
2023 Q2	2	0	2	0	NA	NA
2023 Q1	12	0	4	8	8	100%
2022 Q4	16	0	0	16	16	100%
2022 Q3	13	0	0	13	13	100%
2022 Q2	10	0	0	10	10	100%
2022 Q1	17	0	0	17	17	100%

Loss of Caregiver

Quarter	# of Applications	# Apps withdrawn	# of Apps Pending	# of Apps with Decision Rendered	# of Apps Approved	%age of Reviewed Apps Approved
2023 Q2	2	0	2	0	NA	NA
2023 Q1	10	0	4	6	6	100%
2022 Q4	10	1	0	10	10	100%
2022 Q3	12	0	1	11	11	100%
2022 Q2	14	0	0	14	14	100%
2022 Q1	18	0	0	18	18	100%

2022 CIH Application Status

- 100% of CIH applications under abuse, neglect and exploitation were approved with none pending
- 100% of CIH applications under Loss of Primary Caregiver have been approved with 1 pending
- 100% of CIH application under Caregiver over 80 have been approved with 0 pending
- 428 of the 556 (77.1%) of applications received were submitted under the health and safety priority category
 - 23 (5.36%) applications remain in pending status
 - 1 application denied and 1 application withdrawn since last report
 - 27.4% of all 2022 reviewed applications H&S approved

Community Integrations & Habilitation Waiver (CIH) Emergency Placement Priority Applications 2022 Q4 to 2023 Q1

6.56% increase in emergency placement priority applications

2022 Q4 to 2023 Q1 by emergency category:

Health & Safety:	Increase of 7.22%
ANE:	Increase of 50.00%
Caregiver over 80:	Decrease of 20.00%
Death of Caregiver:	Increase of 37.50%

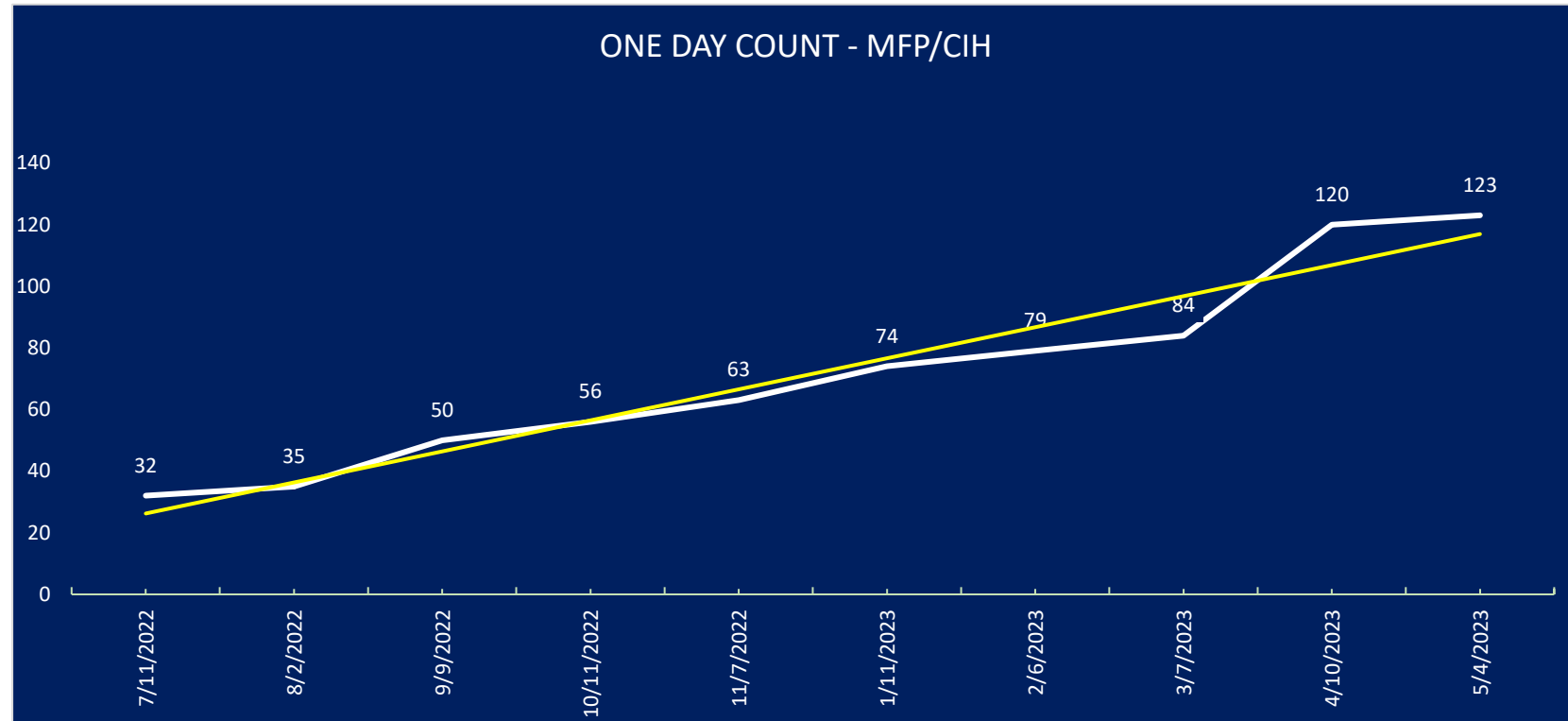


Data source: CIH Tracking Sheet and BDDS Portal



Number of Individuals on BDDS Waivers – One-Day Count MFP-CIH waiver* as of 5/3/2023

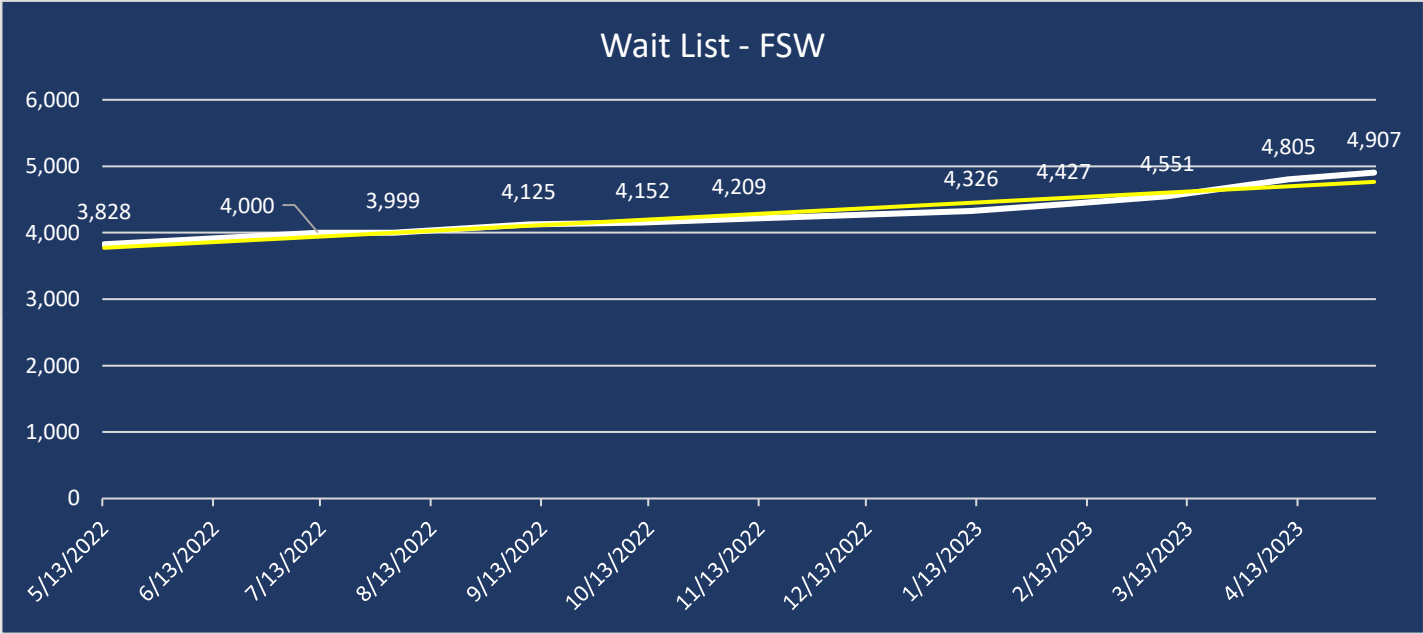
47 individuals applied for MFP-CIH in Q1 2023.



Data Source: BDDS Portal

*All counts are unduplicated

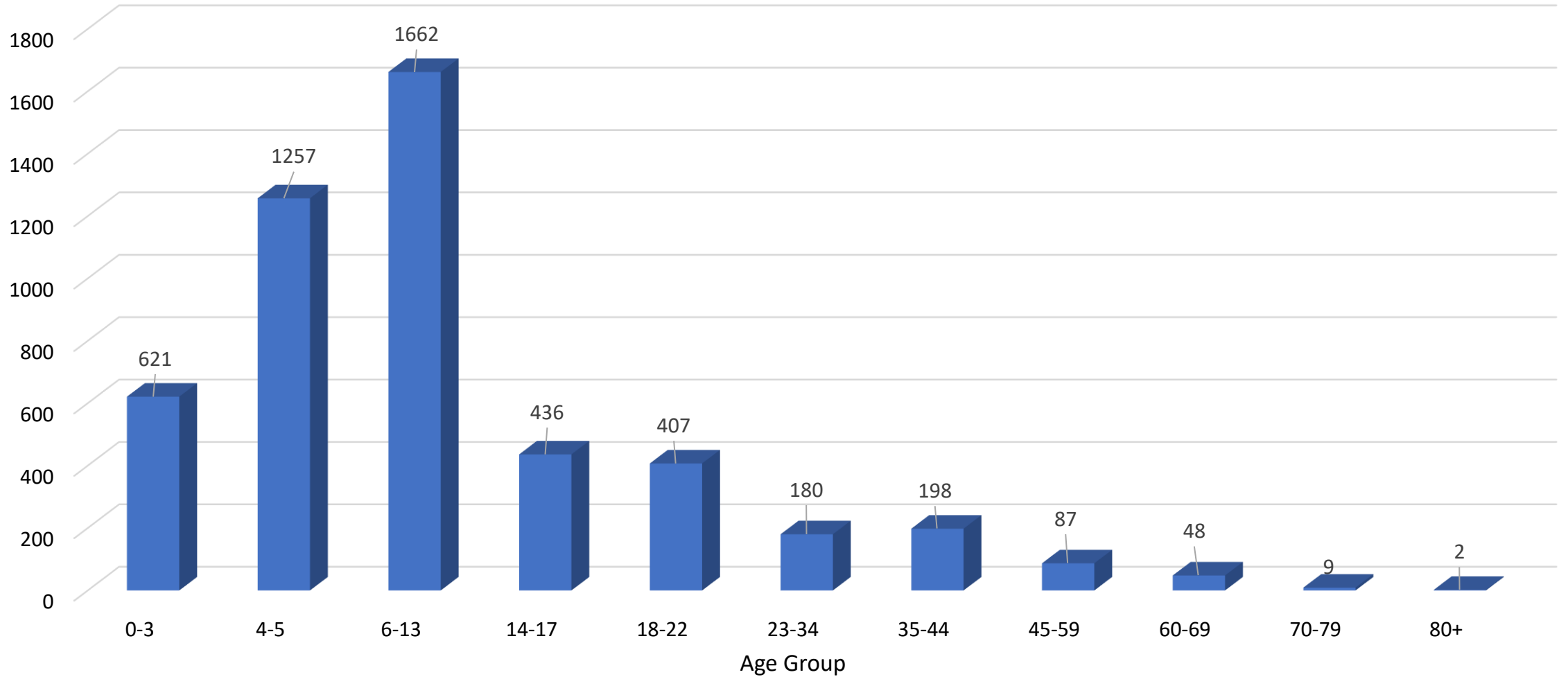
Number of Individuals on Family Supports Waiver Wait List as of 5/3/2023



- Currently inviting individuals that were added to the wait list in March 2021.
- In 2022, BDDS received 7,036 applications and found 6,846 (97.30%) eligible for services.
- Most of the individuals found eligible are eventually served through the Family Support Waiver

Data Source: BDDS DART system

FSW Wait List by Age Range as of 5/4/2023



Source: BDDS DART Data System

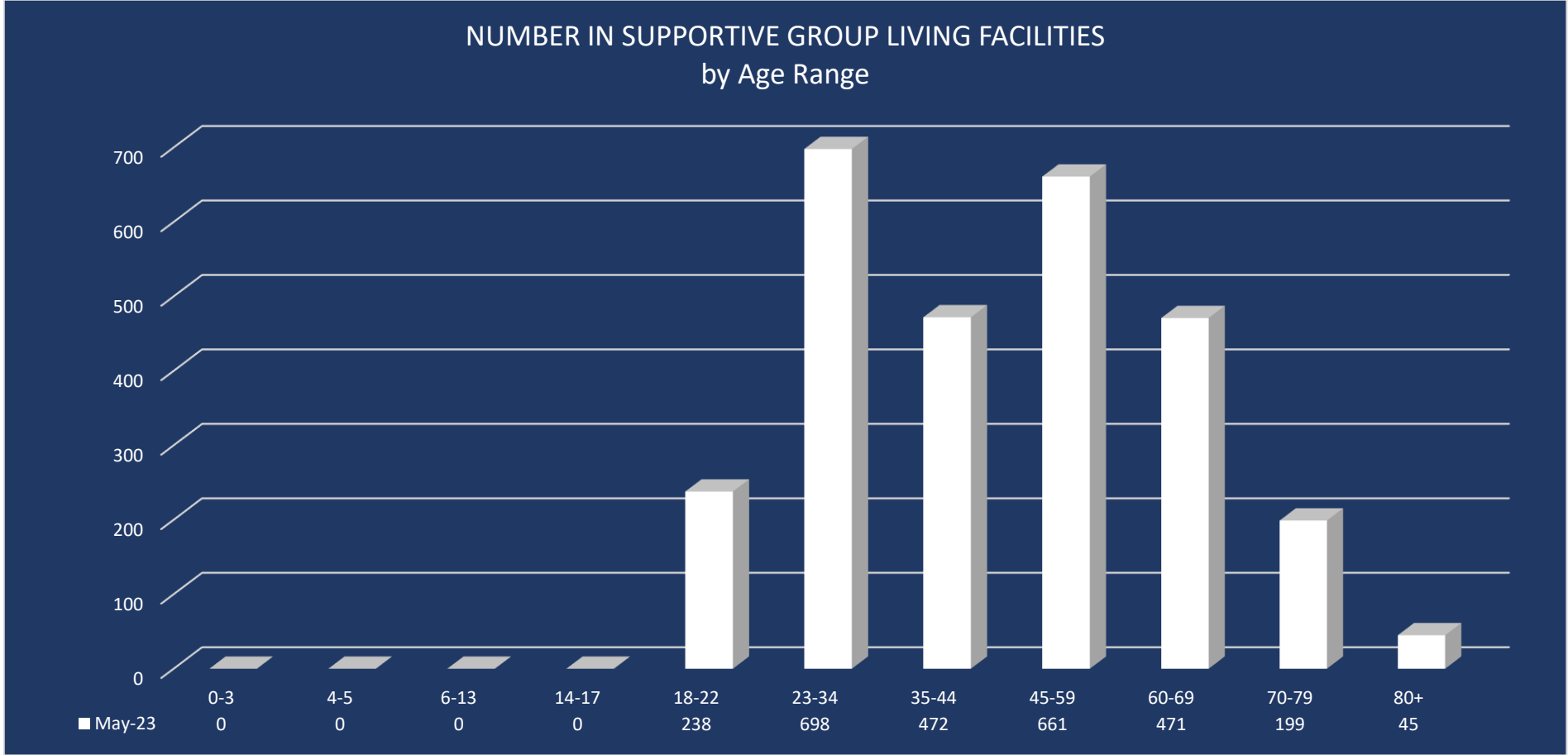
FSW Wait List

- 81.03% of individuals on the FSW wait list are 17 years of age or younger
- Since October 2022, this age group has increased by nearly 18%.

Supervised Group Living

- In April, 3 SGL sites closed reducing capacity by 22.
 - Two of the sites voluntarily converted to HCBS.
 - One SGL site reduced its capacity by one bed.
- As of 5/3/2023, 2,775 individuals are residing in Supervised Group Living settings
- Statewide vacancy rate is 9.81% across all facilities (i.e. SGL, EMN, ESN, and CRMNF)

Supervised Group Living (SGL) by Age Range as of 5/4/2023



Source: BDDS DART Data System

Year	D 1	D 2	D 3	D 4	D 5	D 6	D 7	D 8	Total
2020	367	562	417	331	981	287	292	318	3555
2021	639	909	855	603	1981	530	458	571	6546
2022	715	1005	796	630	2147	550	543	650	7036
2023 <small>(1/1/23 - 5/3/23)</small>	271	419	342	259	873	230	228	275	2927

Data source: BDDS Gateway

BDDS Applications